

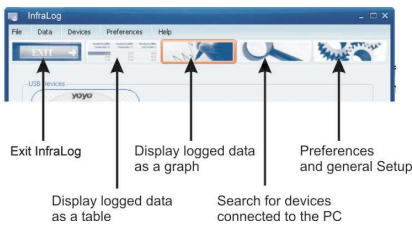
## InfraLog 5.0 for Windows



InfraLog V5

Basic Version  
Light Version  
Enhanced Version

The software InfraLog provides EASY, SECURE & CONVENIENT control for all Driesen+Kern products. After establishing a connection between your logger and PC, InfraLog automatically detects the device. InfraLog V5.0 offers a multitude of features and can be installed on all modern Windows PCs (Win7, Win8, Win10).



**Well-arranged main menu**

Exit InfraLog  
Display logged data as a table  
Display logged data as a graph  
Search for devices connected to the PC  
Preferences and general Setup

Clear charts with overview and up to three Y-axes



**Automatically detect and manage up to 6 devices simultaneously**

**Intuitive context menu for comfortable use**




**Menu languages**

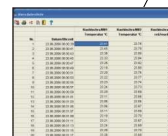
German, English, French, Spanish, Italian, Russian



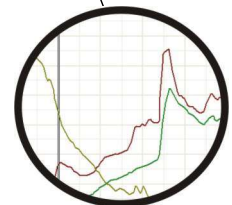
**Status information**

 **Logger started!**

 **Battery level**



Meter reading at the cursor



Zooming function

The USB interface for establishing a connection with a PC is compatible to all DK loggers as of 2000.

# Basic, Light and Enhanced Version

There are three versions available each with different features:

INFRALOG Features	Basic	Light	Enhanced (Professional)
Automatic device detection	•	•	•
Conversion from base units of measurement into customizable physical values	•	•	•
Load/save device settings	•	•	•
Upgrade device formware via USB	•	•	•
Save readings and settings to your PC's hard drive or network storage	•	•	•
Customize InfraLog's appearance	•	•	•
Symbols and icons indicate logger status (logging, alarm, battery)	•	•	•
Total control (settings, start, stop, download etc.)	•	•	•
Measurement input configuration	•	•	•
Download data without stopping the logger	•	•	•
Live readings	•	•	•
Export to Excel (fast conversion)	•	•	•
Calculate dewpoint, humidity etc.	•	•	•
Supports USB 2.0 for download rates of 1 Mbit (100 000 readings in 20s)	•	•	•
Menu languages (German, English, Spanish, French, Italian, Russian)	•	•	•
Compatible with Windows 7, 8 & 10	•	•	•
Formula compiler calculates any measured variable		•	•
y/t charts (readings over time)		•	•
Three scaleable axes		•	•
Zooming function		•	•
Meter readings at the cursor		•	•
Display as spreadsheets		•	•
Combine a series of measurements in one chart		•	•
Definition of thresholds		•	•
Statistics (min, max and average values)		•	•
y/x charts (values over values)			•
Generate daily, weekly, monthly and annual reports			•
Specify beginning and end of analysed period			•
Input of analysis interval			•
Print settings			•

InfraLog5.0 04/19 Subject to technical changes without notice